



MG-SDS-0360

SDEC Series Diesel Generator Sets

Stand by	kVA	360
	kW	288

PRIME	kVA	330
	kW	264



SDEC



STAMFORD



Smart 500 mk



Water Cooled



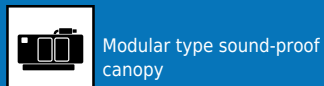
50 hz



3 phase



Easy maintenance



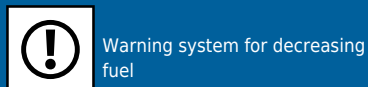
Modular type sound-proof canopy



Diesel



Remote control system



Warning system for decreasing fuel



Engine Specifications

- SDEC series heavy duty diesel engine
- 4 Cycle, Water Cooling system, TURBOCHARGED - INTERCOOLER Induction
- Electronic governor system
- 12/24 volt self-starter and charger alternator
- Changeable air, fuel and oil filter
- Flexible fuel pipe
- Oil discharge valve and extension pipe
- Industrial type silencer, exhaust spiral or compensator
- Maintenance free battery
- Engine block water heater (in automatic models)
- Diesel gen-set maintenance and operating instructions and electrical circuit diagram

Model	SC12E420D2	
Power	Stand by kW	308
	Prime kW	280
Speed (rpm)	1500	
Cycle	4	
Displacement (lt)	11,8	
Number of cylinders	6, in line	
Bore & Stroke	128 x 153	
Compression ratio	17 : 1	

Governor type	Electronic	
Induction	TURBOCHARGED - INTERCOOLER	
Combustion System	Direct	
Cooling system	Water	
Fuel consumption (lt/h)	100%	69
	75%	51
	50%	35
Total lubrication system capacity (lt)	41	
Total coolant capacity (lt)	80,2	



Alternator Specifications

- Brushless, single bearing, flexible disc 4 poles alternator for harmonic failure
- H type isolation class
- IP 21-23 protection class
- Self exciter
- Electronic automatic voltage regulator
- Stator 2/3 step for harmonic failure
- The alternator windings are protected by insulating varnish against oil and acid

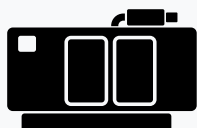
Brand	STAMFORD	
Model	S4L1D-E	
Frequency (hz)	50	
Power (KVA)	415	
Design	4 pole, brushless	
Connection type	Star	
Voltage (V)	400	

phase	3	
A.V.R.	AS440	
Voltage regulation (+/-)	± 1%	
Insulation system	Class H	
Protection	IP23	
Rated power factor	0,8	
Weight (kg)	1190	



Canopy

- Modular type sound-proof canopy
- Canopy installation executed with screw and nut, without welding process
- Epoxy and polyester powder painted canopy
- Weatherproof canopy rating is IP 23
- Canopy designed for easy maintenance



Dimensions (W x L x H) mm 1400x3750x2646 *



Weight (Kg) 3364



Fuel tank capacity (lt) 812

- Lockable doors on both sides of canopy
- Emergency stop button
- Transparent panel inspection window
- Insulation details: Non-flammable acoustic foam
- Nano tech cleaning system



Dimensions (W x L x H) mm 1400x3150x2035



Weight (Kg) 2824



Fuel tank capacity (lt) 812

Silencer options

- Standard industrial type
- Critical type
- Hospital type

Canopy options

- Standard canopy
- Super silent canopy
- Extra süper silent canopy (thicker insulation)

Gen-Set safety protection & alarms

- High water temperature
- Low oil pressure
- High & low engine speed
- Low radiator water level

- Over current load
- High & low genset voltage
- Start/stop failure

Optional Equipments

- Charge ammeter
- Moulded case circuit breaker (in automatic models)
- Hospital/Critical type silencer
- Modular type sound-proof canopy
- Mobile - trailer
- Synchronization control panel for 2-16 gensets

- 3 pole/4 pole automatic transfer panel (A.T.S.)
- Fuel and oil heater
- Alternator heater
- Automatic fuel filling system
- Fuel-water separator filter
- PMG warning system