



MG-MHS-1425

MITSUBISHI Series Diesel Generator Sets

Stand by	kVA	1425
	kW	1140

PRIME	kVA	1285
	kW	1028



MITSUBISHI



STAMFORD



Smart 500 mk



Water Cooled



50 hz



3 phase



Easy maintenance



Modular type sound-proof canopy



Diesel



Remote control system



Warning system for decreasing fuel



Engine Specifications

- MITSUBISHI series heavy duty diesel engine
- 4 Cycle, Water Cooling system, TURBOCHARGED - AFTERCOOLER Induction
- Electronic governor system
- 12/24 volt self-starter and charger alternator
- Changeable air, fuel and oil filter
- Flexible fuel pipe
- Oil discharge valve and extension pipe
- Industrial type silencer, exhaust spiral or compensator
- Maintenance free battery
- Engine block water heater (in automatic models)
- Diesel gen-set maintenance and operating instructions and electrical circuit diagram

Model	S12R-PTA		Governor type	Electronic
Power	Stand by kW	1190	Induction	TURBOCHARGED - AFTERCOOLER
	Prime kW	1080		Combustion System
Speed (rpm)	1500		Cooling system	Water
Cycle	4		Fuel consumption 100%	261
Displacement (lt)	49,03		(lt/h) 75%	202
Number of cylinders	12 V		50%	146
Bore & Stroke	170 x 180		Total lubrication system capacity (lt)	180
Compression ratio	14,0 : 1		Total coolant capacity (lt)	335



Alternator Specifications

- Brushless, single bearing, flexible disc 4 poles alternator for harmonic failure
- H type isolation class
- IP 21-23 protection class
- Self exciter
- Electronic automatic voltage regulator
- Stator 2/3 step for harmonic failure
- The alternator windings are protected by insulating varnish against oil and acid

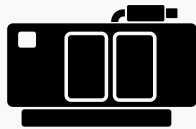
Brand	STAMFORD	phase	3
Model	PI734B	A.V.R.	MX341
Frequency (hz)	50	Voltage regulation (+/-)	± 1%
Power (KVA)	1500	Insulation system	Class H
Design	4 pole, brushless	Protection	IP23
Connection type	Star	Rated power factor	0,8
Voltage (V)	400	Weight (kg)	-





Container


- Chassis parts and load-bearing construction are manufactured from 140mm NPU
- The base metal sheet is manufactured from 2/3 diamond-shaped metal sheet
- Sidewall metal sheets are manufactured from 1.5mm ST 37 DKP trapezoidal metal sheet
- The top metal sheet will be manufactured from 1.5mm ST 37 DKP trapezoidal metal sheet
- Air disposing and suction parts are manufactured with the normal shutter in bolt-mounted hot-plug
- Lifting lugs are manufactured to bear the total load of the container (with generator)(8 pcs ISO Locked)
- PPG RAL 9010 paint application is followed for painting
- Internal illumination has 2x1x18 Watt waterproof fixture and 1x1x16 A monophasic plug fitting


- Top wall isolation is 0.8mm galvanised perforated metal sheet coating on 8cm fibro-glass glass wool plate
- The double-winged main door is manufactured with a pipe-type locking mechanism
- Service doors are manufactured with 4 single-winged and internal panic bar mechanisms to be locked outside (These doors are designed mounted inside the container body and doorknobs do not exceed container body)
- Emergency stop button on long edges
- Warning signs are placed to necessary places inside and outside the container





	Dimensions (W x L x H) mm	-x-x-
---	---------------------------	-------

	Dimensions (W x L x H) mm	-x-x-
--	---------------------------	-------

	Weight (Kg)	0
--	-------------	---

	Weight (Kg)	0
---	-------------	---

	Fuel tank capacity (lt)	-
--	-------------------------	---

	Fuel tank capacity (lt)	-
---	-------------------------	---

Silencer options

- Standard industrial type
- Critical type
- Hospital type

Container Options

- Standard container
- Acoustic container

Gen-Set safety protection & alarms

- High water temperature
- Low oil pressure
- High & low engine speed
- Low radiator water level

- Over current load
- High & low genset voltage
- Start/stop failure

Optional Equipments

- Charge ammeter
- Moulded case circuit breaker (in automatic models)
- Hospital/Critical type silencer
- Modular type sound-proof canopy
- Mobile - trailer
- Synchronization control panel for 2-16 gensets

- 3 pole/4 pole automatic transfer panel (A.T.S.)
- Fuel and oil heater
- Alternator heater
- Automatic fuel filling system
- Fuel-water separator filter
- PMG warning system